

## DATALOGIC - CONTROL UNIT SG-BWS-T4-MT

SG-BWS-T4-MT  
 SG-BWS-T4-MT Safety Control Un

- Up to four pairs of safe photocells and two pairs of light beam protectors
- Muting
- 2 NO secure outputs
- Removable coded terminals



### PRODUCT DESCRIPTION

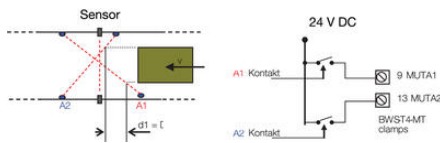
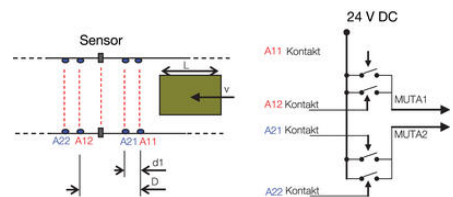
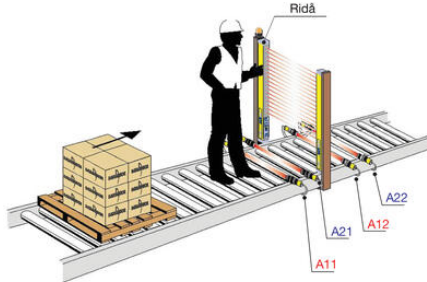
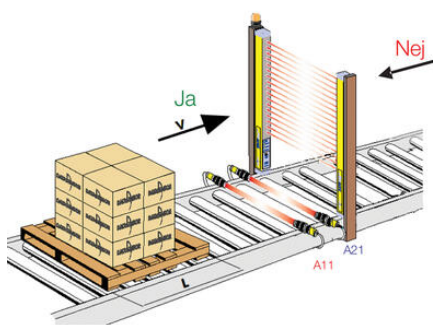
Control unit that up to four pairs of safety photocells can be connected to, as well as two external light beam protectors or other safety components with OSSD outputs.

There are two separate muting inputs which permit two different zones to be muted independently. An inbuilt override function allows the movement of goods that have fastened in the protective field. The control unit has two NO secure outputs. There is a 7 segment LED display for status and diagnostics on the front display.

### SPECIFICATIONS

<b>Approvals</b>	CE, cULus, TÜV
<b>Cable Length Max</b>	50 m
<b>Conforming To</b>	EMC, LVD, MD
<b>DC</b>	99 %
<b>IP Class</b>	IP20
<b>Material of body</b>	Nylon
<b>Mttfd</b>	183 year
<b>Output current max</b>	3,6 A
<b>PL</b>	e (EN ISO 13849-1)
<b>Power Consumption</b>	3,8 W max
<b>Power Consumption</b>	3,8 W
<b>SIL</b>	3 (EN IEC 62061)

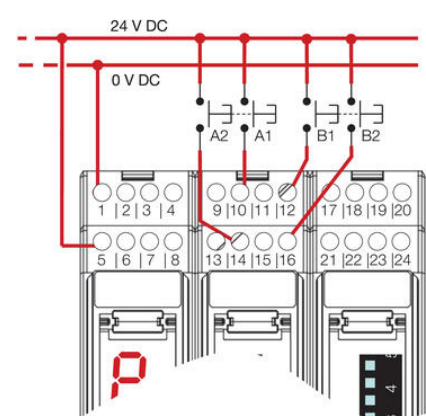
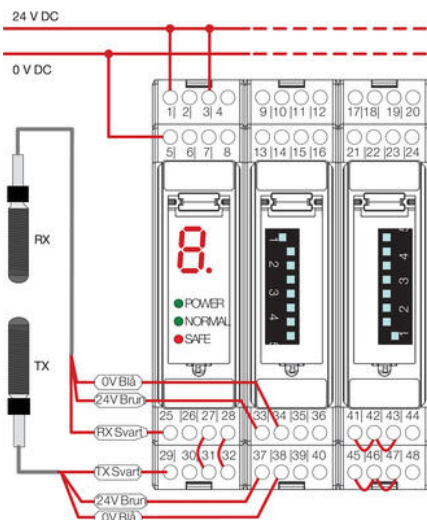
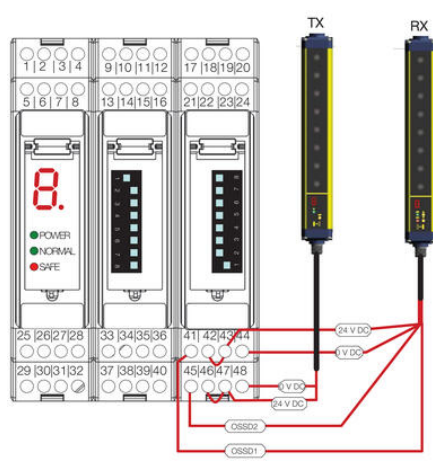
Supply voltage	24 V DC
T1 (Life Time In Years)	20
Temperature range bearing, from	-25 °C
Temperature range bearing, to	70 °C
Temperature range from	0 °C
Temperature range to	55 °C
Weight	370 g
Voltage Tolerance	±15 %

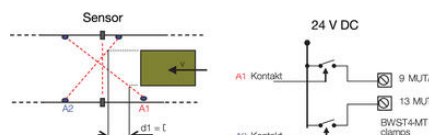
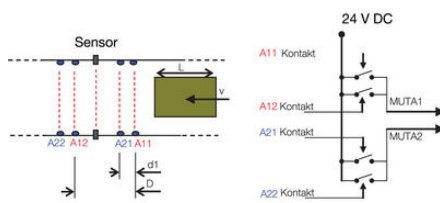
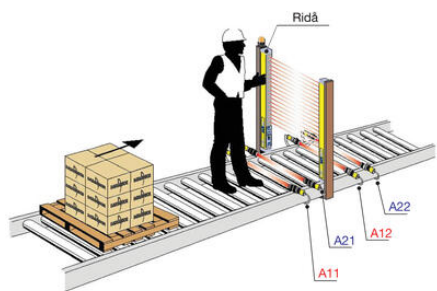
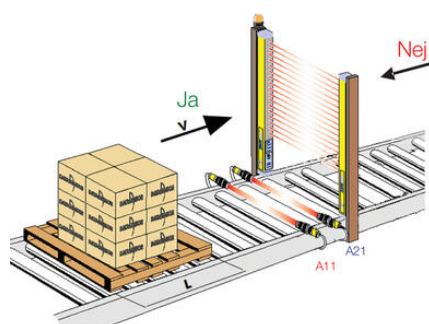
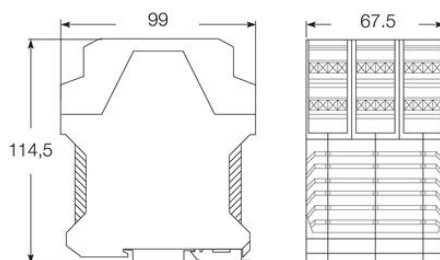
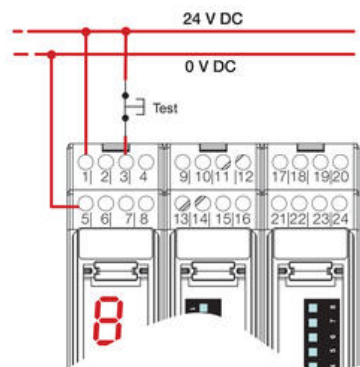
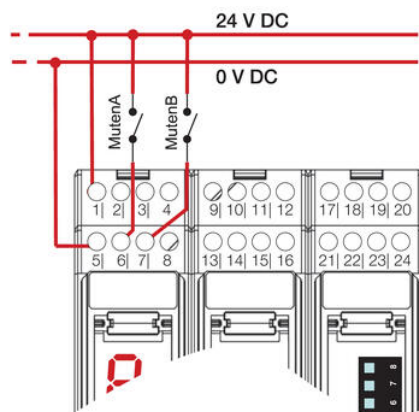
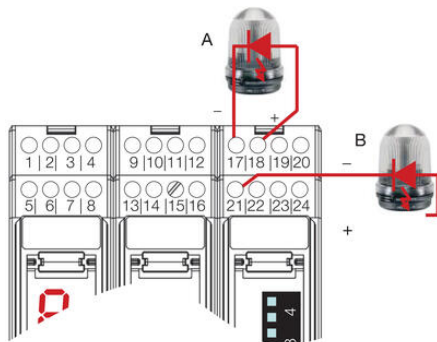
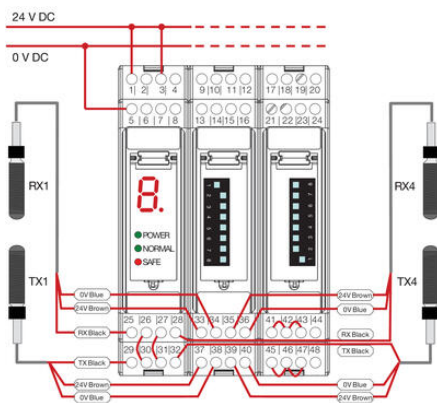


DIP-SWITCH SETUP	PHOTOCELLS	LIGHT CURTAIN 1	LIGHT CURTAIN 2
000	A	A	A
001	A	A	B
010	A	B	B
011	-	A	B
100	A	B	-
101	-	A	A
110	A	-	-
111	-	-	-

0=OFF, 1=ON, A(B) =Device associated to channel A(B)  
Default setting: 000

DIP	PURPOSE	OFF (Default)	ON
1	ENABLE EDM	ENABLED	DISABLED
2	RESET MODE	AUTOMATIC	MANUAL
3	MUTING TIME -OUT	10 MINUTES	INFINITY
4	MUTING DIRECTION	T	L
5	TRIGGER OVERRIDE	LEVEL	FRONT
6	MUTING SELECTION	See table below	
7	MUTING SELECTION		
8	MUTING SELECTION		





DIP-SWITCH SETUP	PHOTOCELLS	LIGHT CURTAIN 1	LIGHT CURTAIN 2
000	A	A	A
001	A	A	B
010	A	B	B
011	-	A	B
100	A	B	-
101	-	A	A
110	A	-	-
111	-	-	-

0=OFF, 1=ON, A[B] =Device associated to channel A[B]  
Default settings: 000

DIP	PURPOSE	OFF (Default)	ON
1	ENABLE EDM	ENABLED	DISABLED
2	RESET MODE	AUTOMATIC	MANUAL
3	MUTING TIME -OUT	10 MINUTES	INFINITY
4	MUTING DIRECTION	T	L
2	TRIGGER OVERRIDE	LEVEL	FRONT
6	MUTING SELECTION	See table below	
7	MUTING SELECTION		
8	MUTING SELECTION		



