

**POWER SUPPLY 1-PHASE, 36 V DC
DIMENSION C SERIES, GENERATION 2**

36-42V, 6,7A

CP10.361

PSU 100-240V ac I/P 36V dc 6.7A 240W O/P

- Width 39mm
- 95,4% efficiency
- 20% power reserve
- Active PFC, DC-OK Relay Contact, Hiccup Plus



PRODUCT DESCRIPTION

SPECIFICATIONS

Input voltage range	Wide-range
Number of phases	1
Input voltage AC	100-240 V
Input voltage ac min	85 V AC
Input voltage ac max	264 V AC
Input voltage DC	110-150 V
Input voltage dc min	88 V DC
Input voltage dc max	180 V DC
Inrush current at 120 V ac typical	6 A
Input current at 230 V ac typical	6 A
Power Factor at 120 V AC, full load. Typical	0,99
Power Factor at 230 V AC, full load. Typical	0,97
Supply Frequency	50-60 ±6 %
Power Consumption At 120 V AC	2,16 A
Power Consumption At 230 V AC	1,13 A

Output voltage	36 V DC
Output voltage min	36 V DC
Output voltage max	42 V DC
Output Current	6,7 A
Effect	240 W
Power Reduction Of 60 To 70 ° C	6 W/°C
Ripple. max	50 mV pp
Temperature Range Without Derating From	-25 °C
Temperature Range Without Derating To	60 °C
Efficiency At 120 V AC, full load. Typical	93,8 %
Efficiency At 230 V AC. Typical	94,3 %
Efficiency At 230 V AC, full load. Typical	95,4 %
Lifetime at 120 V ac, full load and +40 ° C	87000 h
Lifetime at 230 V ac, full load and +40 ° C	130000 h
MTBF (IEC 61709) 230 V AC, Maximum Load, 40 ° C	661000 h
Width	39 mm
Height	124 mm
Depth	117 mm
Weight	0,6 kg
Clamp type	Screw
Series	Dimension C
Approvals	ABS, CB, CE, CSA, EX, GL, IECEx, UL
DC relay output	Yes
Material Protection	Aluminium
Hold-up time at 120 V AC, full load. Typical.	38 ms
Hold-up time at 230 V AC, full load. Typical.	38 ms
IP Class	IP20
Active Transient	Yes

Fig. 6-1 Output voltage vs. output current, typ.

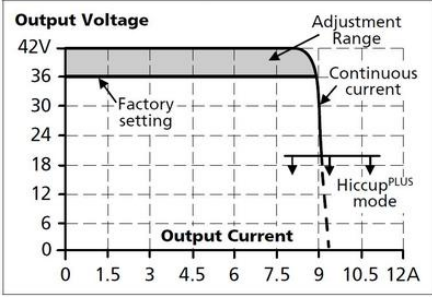


Fig. 6-2 Dynamic output current capability, typ.

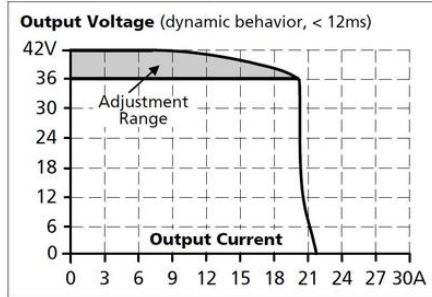


Fig. 16-1 Output current vs. ambient temp.

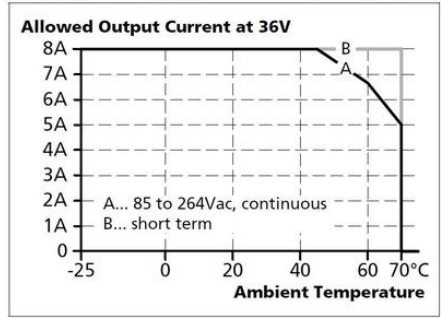


Fig. 6-3 Short-circuit on output, Hiccup^{PLUS} mode, typ.

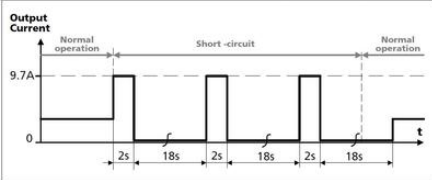


Fig. 9-1 Efficiency vs. output current at 36V, typ.

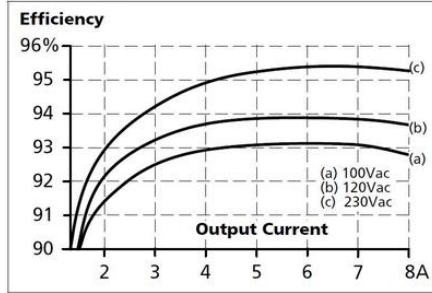
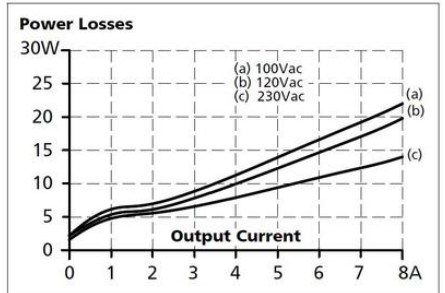


Fig. 9-2 Losses vs. output current at 36V, typ.



Maximal wire length¹⁾ for a fast (magnetic) tripping:

	0.75mm ²	1.0mm ²	1.5mm ²	2.5mm ²
C-2A	49m	64m	98m	> 120m
C-3A	14m	23m	30m	48m
C-4A	2m	2m	2m	2m
B-6A	7m	7m	7m	8m

Fig. 14-1 Front side



Fig. 22-1 Front view

