

**POWER SUPPLY 1-PHASE, 36 V DC
DIMENSION Q SERIES**

36-42 V DC, 13,3 A

QS20.361
POWER SUPPLY 36-42VDC 13,3A AC 100-240V

- Width 82mm
- 94% efficiency
- 50 % Bonuspower 4s
- DC-OK relay and active PFC



PRODUCT DESCRIPTION

SPECIFICATIONS

Input voltage range	Wide-range
Number of phases	1
Input voltage AC	100-240 V
Input voltage ac min	85 V AC
Input voltage ac max	276 V AC
Input voltage DC	110-150 V
Input voltage dc min	88 V DC
Input voltage dc max	187 V DC
Inrush current at 120 V ac typical	4 A
Inrush current at 230 V ac typical	7 A
Power Factor at 120 V AC, full load. Typical	0,95
Power Factor at 230 V AC, full load. Typical	0,9
Supply Frequency	50-60 ±6 %
Power Consumption At 120 V AC	4,56 A
Power Consumption At 230 V AC	2,48 A
Type Power Supply	AC-DC

Output voltage	36 V DC
Output voltage min	36 V DC
Output voltage max	42 V DC
Output Current	13,3 A
Effect	480 W
Power Reduction Of 60 To 70 ° C	12 W/°C
Ripple. max	100 mV pp
Temperature Range Without Derating From	-25 °C
Temperature Range Without Derating To	60 °C
Efficiency At 120 V AC, full load. Typical	92,5 %
Efficiency At 230 V AC. Typical	93,3 %
Efficiency At 230 V AC, full load. Typical	94 %
Lifetime at 120 V ac, full load and +40 ° C	61000 h
Lifetime at 230 V ac, full load and +40 ° C	84000 h
MTBF (IEC 61709) 230 V AC, Maximum Load, 40 ° C	469000 h
Width	82 mm
Height	124 mm
Depth	127 mm
Weight	1,2 kg
Clamp type	Spring-clamp
Series	Dimension Q
Approvals	ABS, CB, CE, CSA, GL, UL
DC relay output	Yes
Material Protection	Aluminium
Hold-up time at 120 V AC, full load. Typical.	32 ms
Hold-up time at 230 V AC, full load. Typical.	51 ms
IP Class	IP20

Fig. 6-1 Output voltage vs. output current, typ.

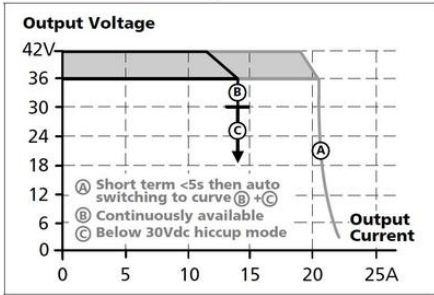


Fig. 15-1 Output current vs. ambient temp.

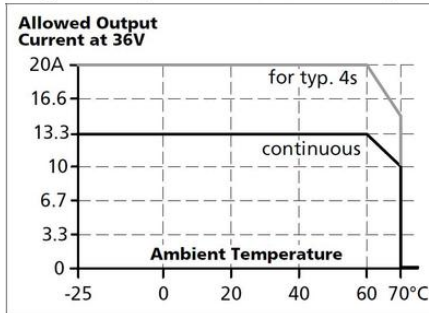


Fig. 6-2 Bonus time vs. output power

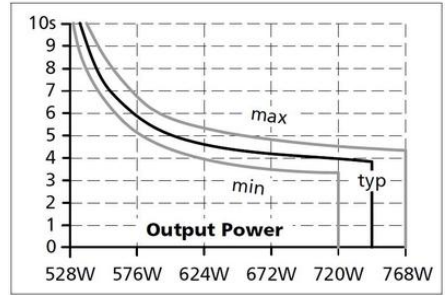


Fig. 6-3 Short-circuit on output, hiccup mode (typ.)

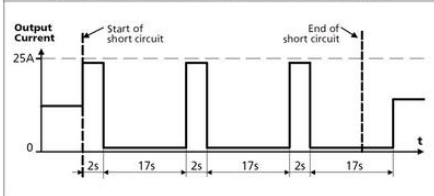


Fig. 9-1 Efficiency vs. output current at 36V, typ

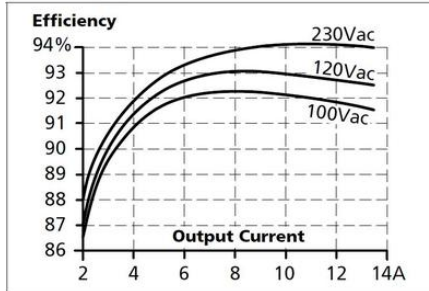
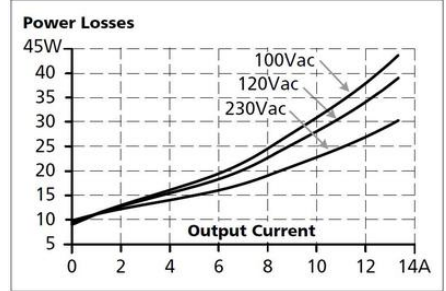


Fig. 9-2 Losses vs. output current at 36V, typ.



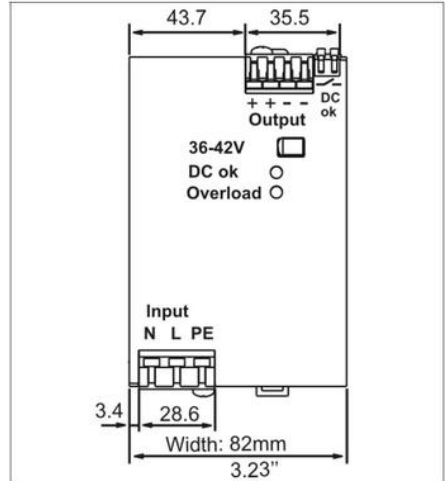
Maximal wire length*) for a fast (magnetic) tripping:

	0.75mm ²	1.0mm ²	1.5mm ²	2.5mm ²
C-2A	51m	68m	92m	152m
C-3A	36m	51m	71m	112m
C-4A	26m	33m	49m	77m
C-6A	13m	17m	19m	39m
C-8A	5m	7m	10m	15m
C-10A	4m	5m	8m	11m
C-13A	1m	2m	3m	4m
B-6A	25m	30m	46m	71m
B-10A	11m	15m	19m	35m
B-13A	7m	12m	16m	26m
B-16A	-	1m	2m	3m

Fig. 13-1 Front side



Fig. 20-1 Front view



Side view

