

**POWER SUPPLY 3-PHASE, 48 V DC
DIMENSION X SERIES**

XT40.481
POWER SUPPLY 400V 48VDC 960W

- Output current of 20 A
- Up to 96% efficiency
- Semi Regulated
- Replaces linear transformers
- Very high short-circuit current



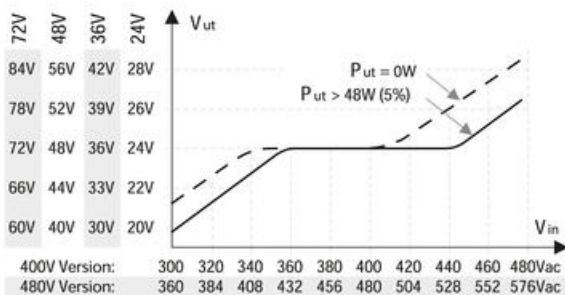
PRODUCT DESCRIPTION

Dimension X series is a series of semi-regulated power supplies. A so-called semi-controlled unit means that the output voltage is regulated within the specified input voltage range. Outside this range decreases / increases the output voltage compared to the input voltage. The unit has a bonus effect of 25% (25 A) to cope with high starting currents, as well as a very high short-circuit current enables safe trips for eg MCB. The unit leaves up to 90 A at 100 ms. Lasts short circuit longer than 100 ms, the unit shuts off automatically. See chart below for details. Recovery occurs in the front, or by disconnecting the primary voltage.

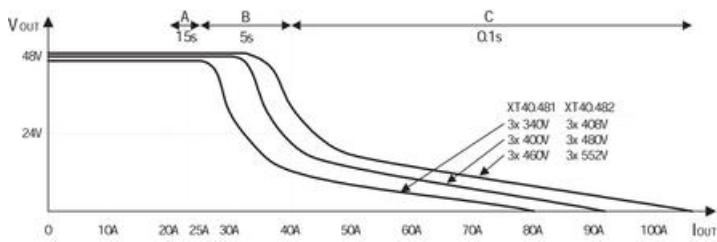
A yellow LED indicates the status and warns of the following errors; phase failure, over-temperature and high load current. The unit has a low weight (1.4 kg), no inrush current and active transient filter that protects the secondary side from transients on the primary side. Typical applications include motors, solenoids or other "power hungry" loads that do not have requirements for accurate voltage regulation. X series are a great alternative to traditional transformers. With lower energy costs and easier installation, along with an attractive price concept means a low total cost.

We recommend free space of 40 mm above and 20 mm under the power supply, and 5 mm at the sides. (if neighbouring products are counted as a heat source spacing of 15 mm is recommended).

Input voltage range/regulation



Output characteristics



SPECIFICATIONS

Number of phases	3
Input voltage AC	400 V
Input voltage ac min	360 V AC
Input voltage ac max	440 V AC
Inrush current at 400 V ac typical	4 A
Power Factor at 400 V AC, full load. Typical	0,93
Supply Frequency	50-60 ±6 %
Power consumption at 400 V ac	1,65 A
Type Power Supply	AC-DC
Output voltage	48 V DC
Output voltage min	48 V DC
Output voltage max	48 V DC
Output Current	20 A
Effect	960 W
Power Reduction Of 60 To 70 ° C	24 W/°C
Ripple. max	300 mV pp
Temperature Range Without Derating From	-25 °C
Temperature Range Without Derating To	60 °C
Efficiency At 400 V AC, full load. Typical	96 %
Lifetime at 400 V ac, full load and +40 ° C	77000 h
MTBF (IEC 61709) 400 V ac, max loan, +40 °C	541000 h
Width	96 mm
Height	124 mm
Depth	159 mm

Weight	1,4 kg
Series	Dimension X
Approvals	CB, CE, CSA, UL
Material Protection	Aluminium
Hold-up time at 400 V AC, full load. Typical.	3 ms
IP Class	IP20
Active Transient	Yes

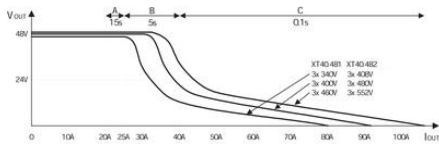


Fig. 5-1 Output voltage vs. input voltage and input current

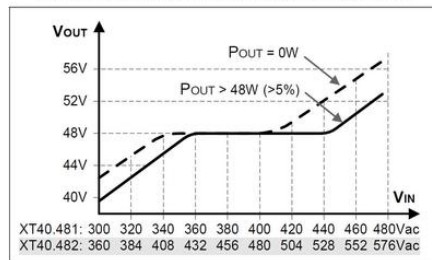


Fig. 15-1 Output current vs. ambient temp.,

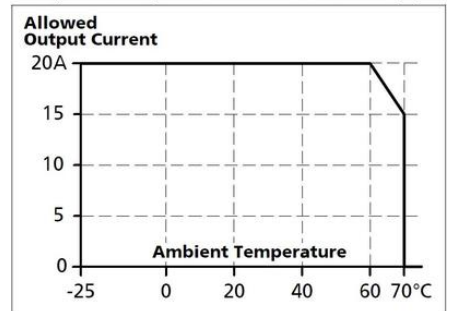


Fig. 9-1 Efficiency vs. output current

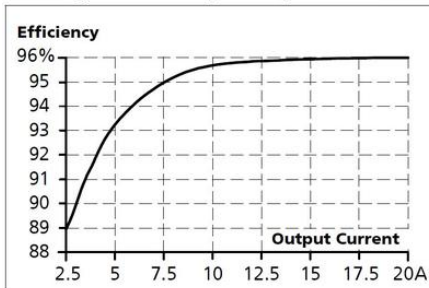
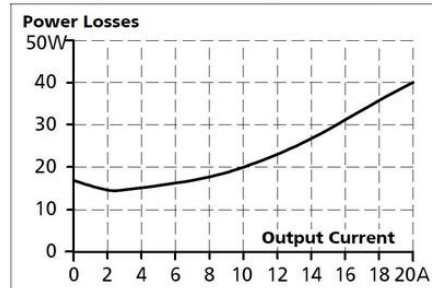


Fig. 9-2 Losses vs. output current



25. COMPARISON BETWEEN THE XT40, A TRANSFORMER AND A TRADITIONAL SWITCHED-MODE POWER SUPPLY

	XT40 Semi-regulated power supply	Traditional switched-mode power supply	Transformer power supply
Input voltage range	+	++	-
Inrush current surge	++	+	-
Hold-up time	-	+	-
Phase-loss operation	-	+	-
Efficiency	+++	++	-
Output voltage regulation	+	++	-
Output adjustment range	-	++	-
Ripple & noise voltage	-	++	-
Error diagnostics	++	++	-
Harmonic distortion (THD)	+	+	-
EMC	++	++	+
Ease of installation	++	++	-
Size	+++	++	-
Weight	+++	++	-

+++...very, very good ++...very good +...good -...poor




Fig. 22-1 Front view

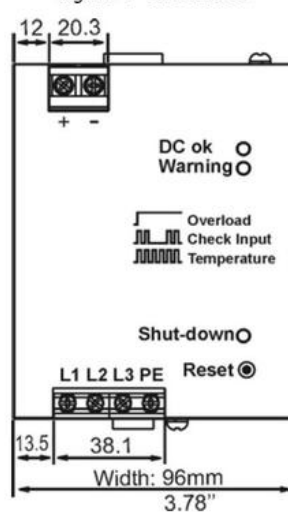


Fig. 22-2 Side view

