

GELBAU - CONTROL UNIT 452.4/462.4

3004.5246

CAT3 22mm 1CH,2NO,1CO,MAN24VDC

- 2 NO+1 CO output
- Safety category 3 in accordance with EN954-1
- Automatic or manual reset
- Available with variable supply voltage



PRODUCT DESCRIPTION

Compact control unit with only 22.5 mm enclosure for the monitoring of sensing strips in dangerous applications. It is also suitable for use on motorised gates which, in line with the standard, must have relays conforming to safety category 3. A low current is transmitted from the control unit connectors (Z1 and Z2) through the sensing strip, and a closed circuit is formed via a resistor (8.2 kΩ). The control unit's outputs cut the power if anyone/anything presses the sensing strip and also following a short-circuit or open circuit.

TECHNICAL DATA

Supply voltage		24 V AC/DC, 230 V AC
Tolerance		-15 % to +10 %
Consumption (operation)		3 W
Relay outputs:	Safe	2 NO (single)
	Signal	1 CO
Max. contact voltage		250 V AC/24 V DC
Max. contact current		4 A AC/2 A DC
Fuse outputs		4 A
Disconnection time		15 ms
Max. length of sensing strip		100 m
Max. cable length to the sensing strip		50 m (min. 0.5 m ²)
Status indication		4xLED
Ingress protection class:	Terminal block	IP20
	Enclosure	IP40

Ambient temperature	-20 °C to +55 °C
Installation	DIN rail
Mechanical service life	3x10 ⁷
Safety category	3 in accordance with EN954-1
Standard	EN1760-2, ZH1/494
Conforming to	MD, LVD, EMC
Approvals	CE, TÜV

Technical characteristics

Depending on safety requirements

- Force guided contacts
- Internal/external redundancy

User benefits

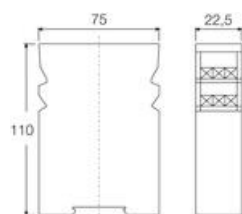
- Safety category 3 in accordance with EN954-1
- 2 NO and 1 CO output
- Contact load 4 A
- LED status indication
- Monitoring of external contactors

Status indication

- ● Strip activated
- ● Fault in the safety circuit
- ● Output activated
- ● Output activated

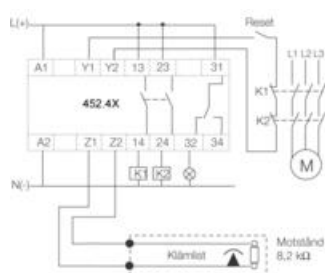
DIMENSIONS

(mm)

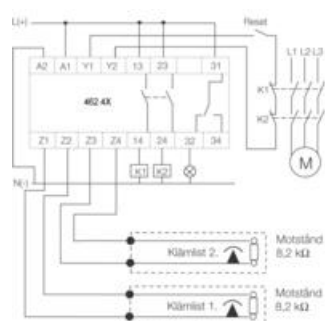


CONNECTION

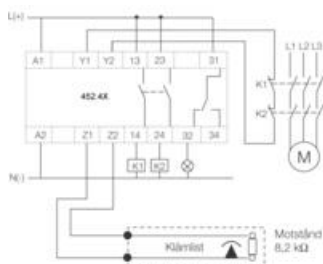
452.4 (One input)



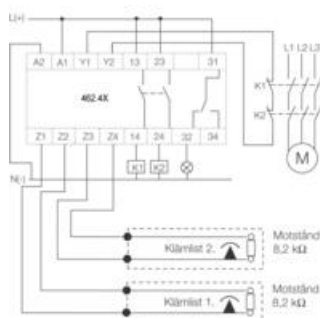
462.4 (Two inputs)



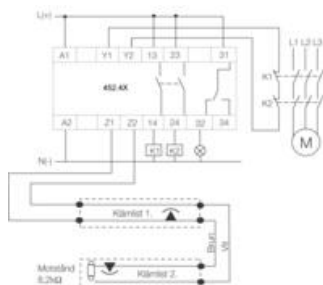
1. One sensing strip.
Manual reset.
Monitoring of external contactors.



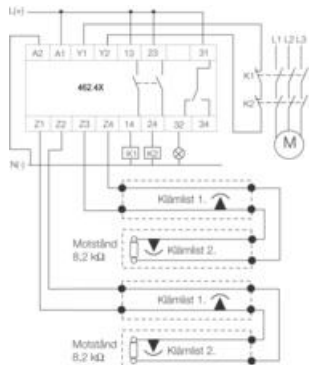
4. Two sensing strips.
Manual reset.
Monitoring of external contactors.



2. One sensing strip.
Automatic reset.
Monitoring of external contactors.



5. Two sensing strips.
Automatic reset.
Monitoring of external contactors.



3. Two sensing strips.
Automatic reset.
Monitoring of external contactors.

ORDER NUMBER

Order no.	Description
3004.5246	Control unit 452.4, 2 NO+1 CO, one input, cat. 3, 24 V DC, 22.5 mm
3004.5240	Control unit 452.4, 2 NO+1 CO, one input, cat. 3, 230 V AC, 22.5 mm
3004.6246	Control unit 462.4, 2 NO+1 CO, 2 inputs, cat. 3, 24 V DC, 22.5 mm
3004.6240	Control unit 452.4, 2 NO+1 CO, 2 inputs, cat. 3, 230 V AC, 22.5 mm
3004.5242	Control unit 452.4, 2 NO+1 CO, 1 input, variable voltage
3004.6242	Control unit 462.4, 2 NO+1 CO, 2 inputs, variable voltage

6. Several sensing strips.
Automatic reset.
Monitoring of external contactors.

SPECIFICATIONS

Approvals	CE, TÜV NORD
Cable length to clip list max	50 m (min. 0,5 m ²)

Conforming To	EMC, LVD, MD
Contact Current Max	4 A AC/DC
Contact Voltage Max	250 V AC/24 V DC
Disconnection	15 ms
Fuse output	4 A
IP Class Connection	IP20
IP Class House	IP40
Mounting	DIN rail
PL	e enl. SS-EN ISO 13849-1:2008
Power Consumption	3 W
Supply voltage	24 V DC
Temperature ambient from	-20 °C
Temperature ambient to	55 °C
Terminal Strip Length Max	100 m
Tolerance max	10 %
Tolerance min	-15 %

