

GELBAU - CONTROL UNIT 352.4/362.0

3003.5246Z2

Evaluator 24VDC

- 2 NO+1 CO output
- Safety category 3 in accordance with EN954-1
- Automatic or manual reset
- One or two inputs




PRODUCT DESCRIPTION

Control unit for the monitoring of sensing strips in dangerous applications. It is also suitable for use on motorised gates which, in line with the standard, must have relays conforming to safety category 3. A low current is transmitted from the control unit connectors (Z1 and Z2) through the sensing strip, and a closed circuit is formed via a resistor (8.2 kΩ). The control unit outputs cuts the power if anyone/anything presses the sensing strip and also following a short-circuit or open circuit.

TECHNICAL DATA

Supply voltage		24 V AC/DC, 230 V AC
Tolerance		-15 % to +10 %
Consumption (operation)		4 W
Relay outputs:	Safe	2 NO (single)
	Signal	1 CO
Max. contact voltage		250 V AC/24 V DC
Max. contact current		6 A AC/2 A DC
Fuse outputs		4 A
Disconnection time		15 ms
Max. length of sensing strip		100 m
Max. cable length to the sensing strip		50 m (min. 0.5 m ²)
Status indication		6xLED
Cable connection		2xPG9 and 2xPG11 (included)
Ingress protection class		IP65
Ambient temperature		-20 °C to +55 °C

Installation	4xM5
Mechanical service life	3x10 ⁷
Safety category	3 in accordance with EN954-1
Standard	EN1760-2, ZH1/494
Conforming to	MD, LVD, EMC
Approvals	

Technical characteristics

Depending on safety requirements

- Force guided contacts
- Internal/external redundancy

User benefits

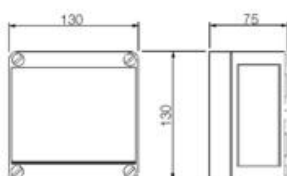
- Safety category 3 in accordance with EN954-1
- 2 NO and 1 CO output
- Contact load 4A
- LED status indication
- Monitoring of external contactors

Status indication

- Strip activated
- Fault in the safety circuit
- Output activated

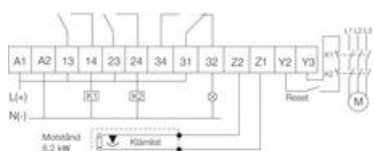
DIMENSIONS

(mm)



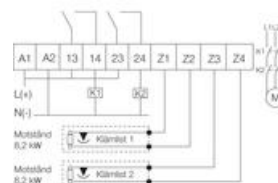
CONNECTION

352.4 (One input)

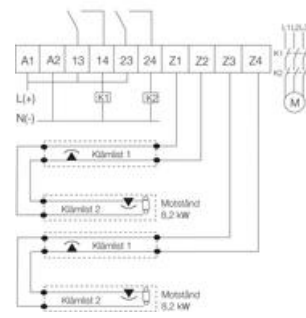
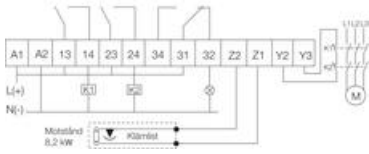


1. One sensing strip. Manual reset. Monitoring of external contactors.

362.0 (Two inputs)

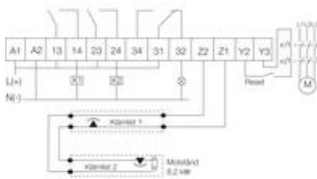


4. Two sensing strips. Automatic reset.



2. One sensing strip. Automatic reset. Monitoring of external contactors.

5. Several sensing strips. Automatic reset.



3. Two sensing strips. Manual reset. Monitoring of external contactors.

NOTE!

Input 1 (Z1-Z2) cuts output 13-14. Input 2 (Z3-Z4) cuts output 23-24.

ORDER NUMBER

Order no.	Description
3003.5240Z2	Control unit 352.4, 2 NO+1 CO, one input, cat. 3, 230 V AC
3003.5246Z2	Control unit 352.4, 2 NO+1 CO, one input, cat. 3, 24 V DC
3003.6206Z	Control unit 362.4, 2 NO, two inputs, cat. 3, 24 V DC
3003.6200Z	Control unit 362.0, 2 NO, two inputs, cat. 3, 230 V AC

SPECIFICATIONS

Approvals	CE, TÜV NORD
Cable length to clip list max	50 m (min. 0,5 m2)
Conforming To	EMC, LVD, MD
Contact Current Max	6 A AC/2 A DC
Contact Voltage Max	250 V AC/24 V DC
Disconnection	15 ms
Fuse output	4 A
IP Class	IP65

PL e enl. SS-EN ISO 13849-1:2008

Power Consumption 4 W

Supply voltage 24 V DC

Temperature ambient from -20 °C

Temperature ambient to 55 °C

Terminal Strip Length Max 100 m

Tolerance max 10 %

Tolerance min -15 %

